


INFILED

Screen your dreams



SF
SERIES

SOFT FLEXIBLE SOLUTIONS



The SF series is the smart solution for creative applications. The SF series features a special, soft but durable PCB, which is highly flexible and allows you to create convex and concave curved displays. SF panels are super lightweight and easy to assemble with no tools required. The advanced magnetic system enables easy front accessibility and maintenance. With an optional stacking and hanging system, it is a perfect solution to adapt to different structures and environments.

Flexible modules with super curve degrees (up to 60°)

Indoor applications



High Refresh



Silence



Low Power



Thin




Light Weight



Rental/Fixed

Pixel Pitch	1.9, 2.5, 4, 6.6mm
Brightness	1.000 - 1.200nits
Cabinet size (WxHxD)	320x160x160mm



KEY FEATURES

Efficient transportation

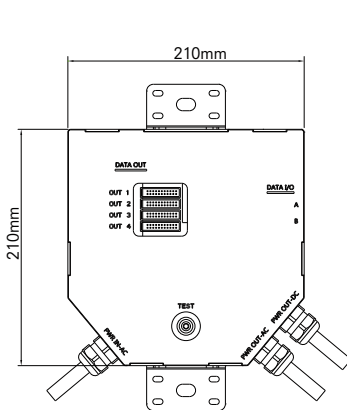

Screws free & magnetic cylinder installation.

Easy maintenance

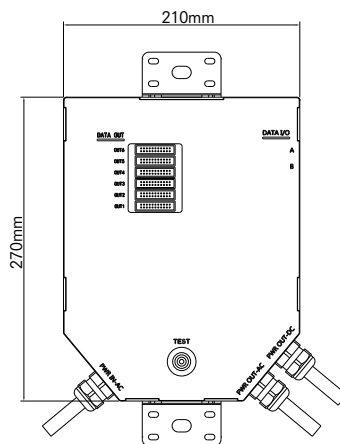
Front service options are available. Stacking & hanging installation optional.

Curve effect

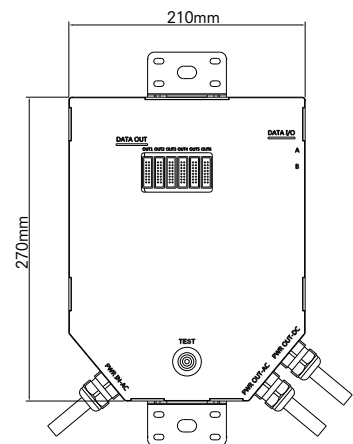
Convex & concave flexible solution



PDU for SF1.9
(210×210×40mm)



PDU for SF1.9
(210×270×40mm)



PDU for SF2.5/4/6/10
(210×270×40mm)

PDU data configurations

Power and data runs from the sender box to PDU and then to modules;

The PDUs are connected to each other in parallel;

Each PDU can drive 6 or 12 modules depending on the pixel pitch;

Weight of the PDU is less than 2kg;

The maximum length of the cables from PDU to the cabinet is 1m.

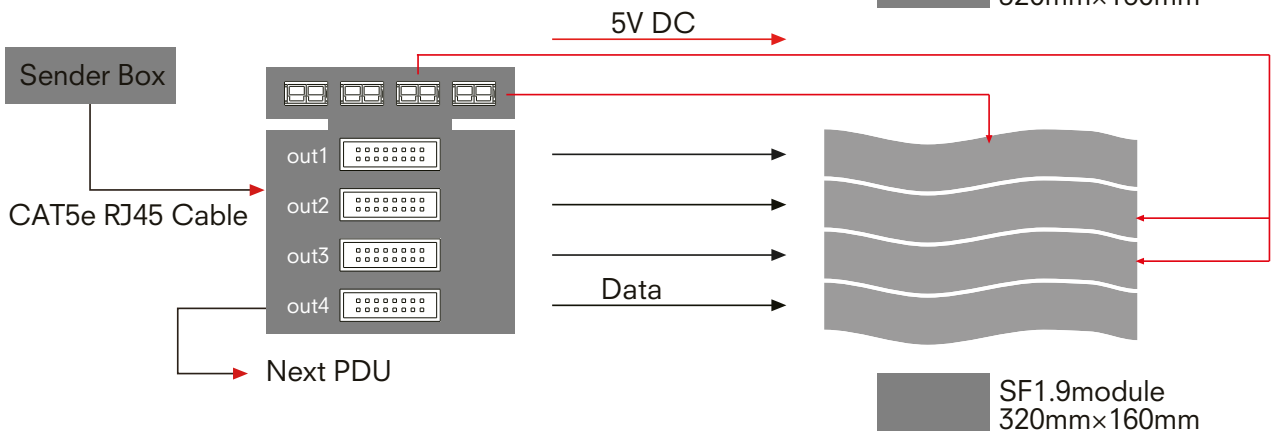
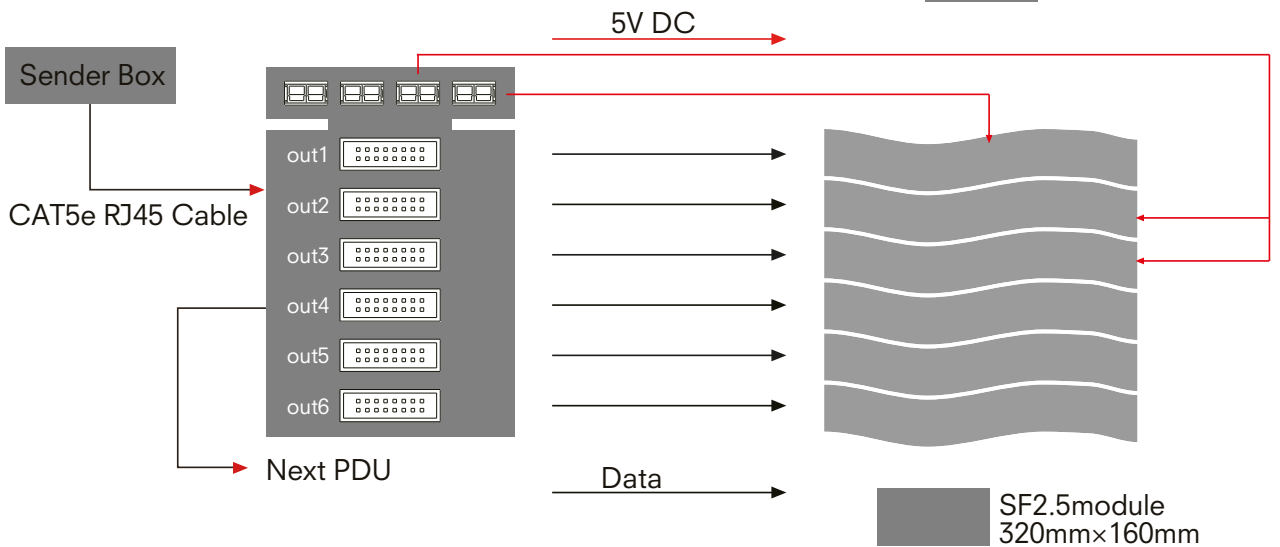
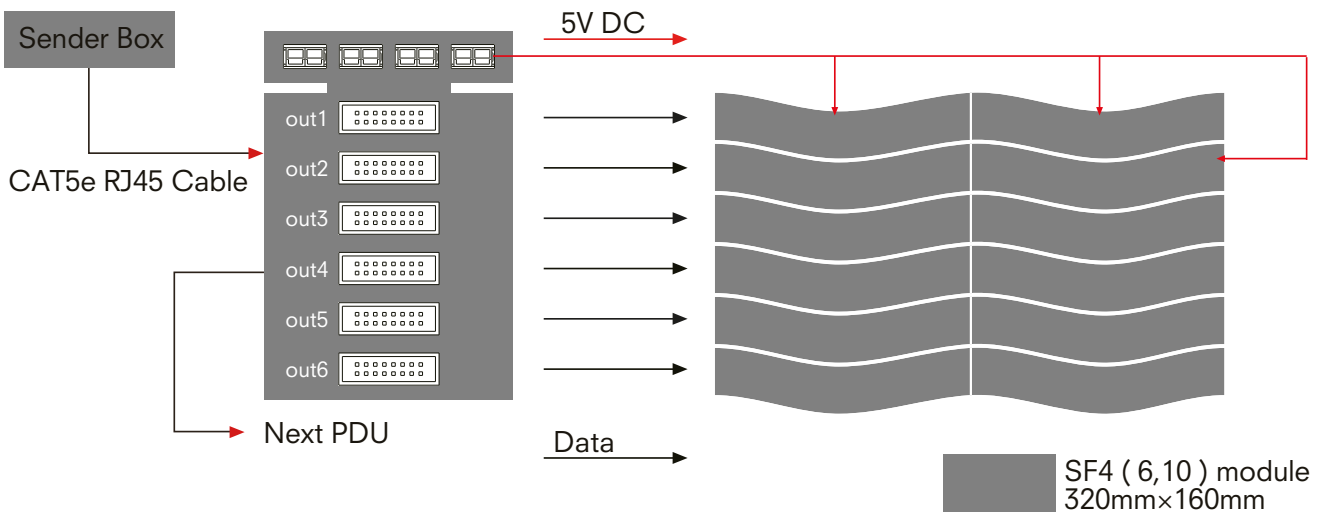
PDU to PDU

Power input:	1	Data input:	1
Power output:	1	Data output:	1

PDU to Modules

Power output:	4
Data output:	6

PDU DRIVE DIAGRAM



SPECIFICATIONS

Model Number	IL-FISS-IRSF1.9	IL-FISS-IRSF2.5	IL-FISS-IRSF4
Pixel Pitch	1.9mm	2.5mm	4mm
Physical Density	275,625pixels/m ²	160,000pixels/m ²	62,500pixels/m ²
LED Arrangement	3 IN 1 SMD	3 IN 1 SMD	3 IN 1 SMD
Module Resolution	168×84pixels	128×64pixels	80×40pixels
Module Dimensions	320×160mm	320×160mm	320×160mm
Module Weight	0.55kg(1.21lb)	0.5kg(1.10lb)	0.5kg(1.10lb)
Brightness	1,000nits	1,000nits	1,000nits
Max Power Consumption	42w/module	24w/module	24w/module
Avg Power Consumption	14w/module	8w/module	8w/module
Visual View Angle	160°/160°	160°/160°	160°/160°
Operating Power Source	100-240V AC 50-60Hz	100-240V AC 50-60Hz	100-240V AC 50-60Hz
Operating Temperature	-10°C~+45°C	-10°C~+45°C	-10°C~+45°C
Refresh Rate	≤3,840Hz	≤3,840Hz	≤3,840Hz
IP Rating	IP30	IP30	IP30
Signal Input Source	Composite, S-Video, Component HDMI, SDI, HD SDI, VGA, DVI	Composite, S-Video, Component HDMI, SDI, HD SDI, VGA, DVI	Composite, S-Video, Component HDMI, SDI, HD SDI, VGA, DVI
Verification	CB, RoHS, REACH	CB, RoHS, REACH	CB, RoHS, REACH

Model Number	IL-FISS-IRSF6b	IL-FISS-IRSF10b
Pixel Pitch	6.67mm	10mm
Physical Density	22,500pixels/m ²	10,000pixels/m ²
LED Arrangement	3 IN 1 SMD	3 IN 1 SMD
Module Resolution	48×24pixels	32×16pixels
Module Dimensions	320×160mm	320×160mm
Module Weight	0.5kg(1.10lb)	0.5kg(1.10lb)
Brightness	1,200nits	1,200nits
Max Power Consumption	36w/module	24w/module
Avg Power Consumption	12w/module	8w/module
Visual View Angle	160°/160°	160°/160°
Operating Power Source	100-240V AC 50-60Hz	100-240V AC 50-60Hz
Operating Temperature	-10°C~+45°C	-10°C~+45°C
Refresh Rate	≤3,840Hz	≤3,840Hz
IP Rating	IP30	IP30
Signal Input Source	Composite, S-Video, Component HDMI, SDI, HD SDI, VGA, DVI	Composite, S-Video, Component HDMI, SDI, HD SDI, VGA, DVI
Verification	CB, RoHS, REACH	CB, RoHS, REACH

The product specifications can be customized



Shenzen HQ | Barcelona | Dubai | Rotterdam | Los Angeles | Kuala Lumpur

For more information, contact:
info.emea@infiled.com



www.infiled.com